




LoadHog

Product Specifications



DESIGN HIGHLIGHTS

- Simple installation - no pit required
- 15,000 lbs. gross vehicle weight capacity
- Easy manual operation
- Small footprint allows easy access for floor cleaning and routine maintenance
- Minimizes energy loss & improves loss prevention
- Unique design provides structural integrity for heavy loads
- 6', 6.5' & 7' models fit various applications
- Responsive free float during loading
- Lip repositions easily for end-loading
- Simple extension spring counterbalance
- Extended lip purchase (18" equivalent)
- Yieldable lip
- Gas spring lip assist

AVAILABLE OPTIONS

- Vertical steel faced bumper blocks (26")
- Special paint color (pantone # _____)
- Special finish

ACCESSORIES

- Vehicle restraint _____
- TKO impactable dock doors _____
- Dock seals or shelters _____
- APS resource guard rails & accessories
- Manual light communication system
- Automatic light communication system

MODEL

- | | | |
|-------------------------------------|---------------------------------------|------------------------------------|
| <input type="checkbox"/> LH6-15A-13 | <input type="checkbox"/> LH6.5-15A-13 | <input type="checkbox"/> LH7-15-13 |
| <input type="checkbox"/> LH6-15A-26 | <input type="checkbox"/> LH6.5-15A-26 | <input type="checkbox"/> LH7-15-26 |

PROJECT INFORMATION

JOB NAME _____

ADDRESS _____

GENERAL CONTRACTOR _____

DISTRIBUTOR _____

MODEL _____

QUANTITY _____

CERTIFIED FOR CONSTRUCTION

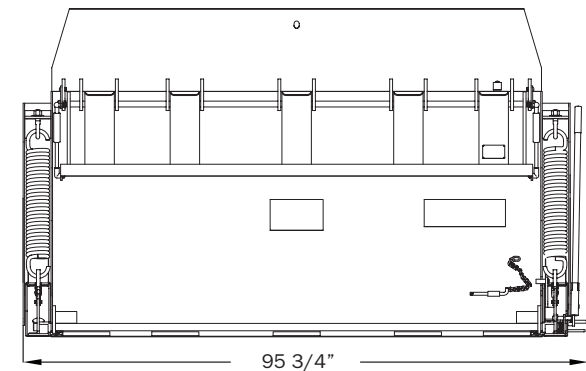
BY _____

COMPANY _____

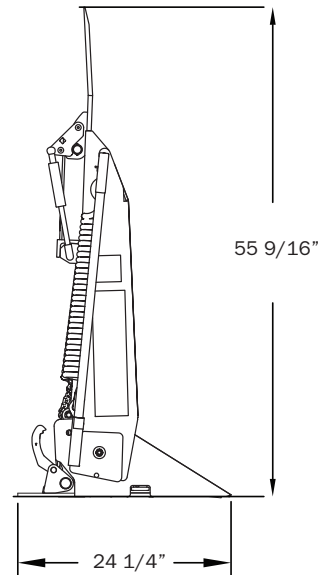
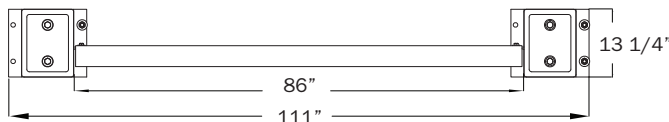
ADDRESS _____

DATE _____

1. **General:** LoadHog series modular dock bridge with manually operated platform and hinged lip. LoadHog will be supplied with a rear pre-ramp assembly, a platform with a yieldable lip assembly, and extended dock bumpers. Platform and lip to be manually operated. Bridge supported by cam-controlled spring counterbalance. Working range to be 6" above-dock and 4" below-dock. The lip extends a minimum of 11 3/4" beyond the face of the dock bumpers. Unit to be manufactured by 4Front Engineered Solutions.
2. **Construction, Platform Assembly:** Platform constructed of safety tread deck plate supported by side curb beams. Deck thickness 3/8" with 1/2" thick hinge plate.
3. **Lip Assembly:** All units to be 1/2" thick high tensile steel safety tread plate with chamfered leading edge. The lip is fully replaceable in the event of damage. The 7' lip tapers down to 6'6" at the leading edge. The 6' and 6'6" models have extended lip edges providing larger work surface.
4. **Subframe:** Side frames with deck hinges and pre-ramp mount to warehouse floor. Small foot print allows easy access for floor cleaning and routine maintenance.
5. **Product Finish:** Gray paint finish.
6. **Spring Counter Balance:** Unique cam-controlled counterbalance provides optimum balance of force for easy operation.
7. **Below-dock Control (Endloading):** Lip is manually positioned for endloading using the operating handle. Gas spring assists restoring the lip.
8. **Yieldable Lip Assembly:** Allows lip to fold if impacted by a trailer.
9. **Float Compensation:** Allows for vertical carrier deflection when lip is in contact with truck bed. Unique security latch provides positive downward bias when bridge is in operating position.
10. **Out of Level Compensation:** Bridge platform on all capacities is designed to compensate for canted truck beds up to 2" and the rear of the deck remains flush with the pre-ramp to eliminate pinch points.
11. **Storage Latch:** Secures the dock bridge in the vertical stored position.
12. **Assembly Bumpers:** Unit to include two (2) bumpers with two (2) extended bumper brackets (10"W x 13 1/4"H x 18"Thick) and one shelf step.
13. **Operation:** Once trailer is positioned and the dock door is raised, the dock attendant steps on the release pedal, gently pushes the deck forward and LoadHog descends gently until the lip is resting on the trailer bed. When the dock bridge is lowered to the operating range, a security latch engages the spring counterbalance mechanism to ensure that the bridge remains downward biased. LoadHog is now ready for loading or unloading. After loading/unloading is complete, the dock attendant pivots the lifting lever to raise the operating handle. The attendant then pulls on the operating handle to raise the bridge to the stored vertical position. When the bridge is fully raised, the storage latch secures it in the storage position. Lock-out pin must be inserted for routine maintenance and cleaning. For end-loading the dock attendant removes the operating handle from the lifting lever and inserts it into the lip. The attendant disengages the yieldable lip latch, the hydrashock ensures that the lip descends in a smooth, controlled manner. The attendant then places the operating handle back in the lifting lever, steps on the release pedal, gently pushes the deck forward and Loadhog descends slowly into position. After loading/unloading is complete, the dock attendant raises the bridge to the stored position and uses the operating handle to manually extend the lip.
14. **Installation:** Unit shipped fully assembled. Dock bridge is centered in the door opening and secured to the dock floor using 4 heavy-duty anchor bolts. Bumper block assemblies with shelf step are installed on the face of the dock with 4 heavy-duty anchor bolts per bumper block. Anchor hardware is included.
15. **Limited Warranty:** 4Front Engineered Solutions warrants all components to be free of defects in material and workmanship, under normal use, for a 1-year base period from date of shipment. The "Base Warranty Period" will begin on the completion of installation or the sixtieth (60th) day after shipment, whichever is earlier.



(6' model = 83 3/4") (6' 6" model = 89 3/4")



Loadhog
 1612 Hutton Drive, Suite 140
 Carrollton, TX 75006
 866.696.2464

4Front Engineered Solutions reserves the right to change specifications and designs without notice and without incurring obligations. 4Front Engineered Solutions products may be the subject of one or more U.S. and/or foreign, issued and/or pending, design and/or utility patents. Loadhog as word and logo are registered trademarks belonging to ASSA ABLÖY Entrance Systems AB or other companies controlled by the same organization. All rights reserved.

©ASSA ABLÖY. All rights reserved. Part of ASSA ABLÖY. Form # LPS-H000-0920